

2023 annual report to the Community

Glenelg Primary School



Glenelg Primary School number: 1017



Partnership: Holdfast

School principal:

Shane Misso

Date of endorsement:

18/03/2024



Context Statement

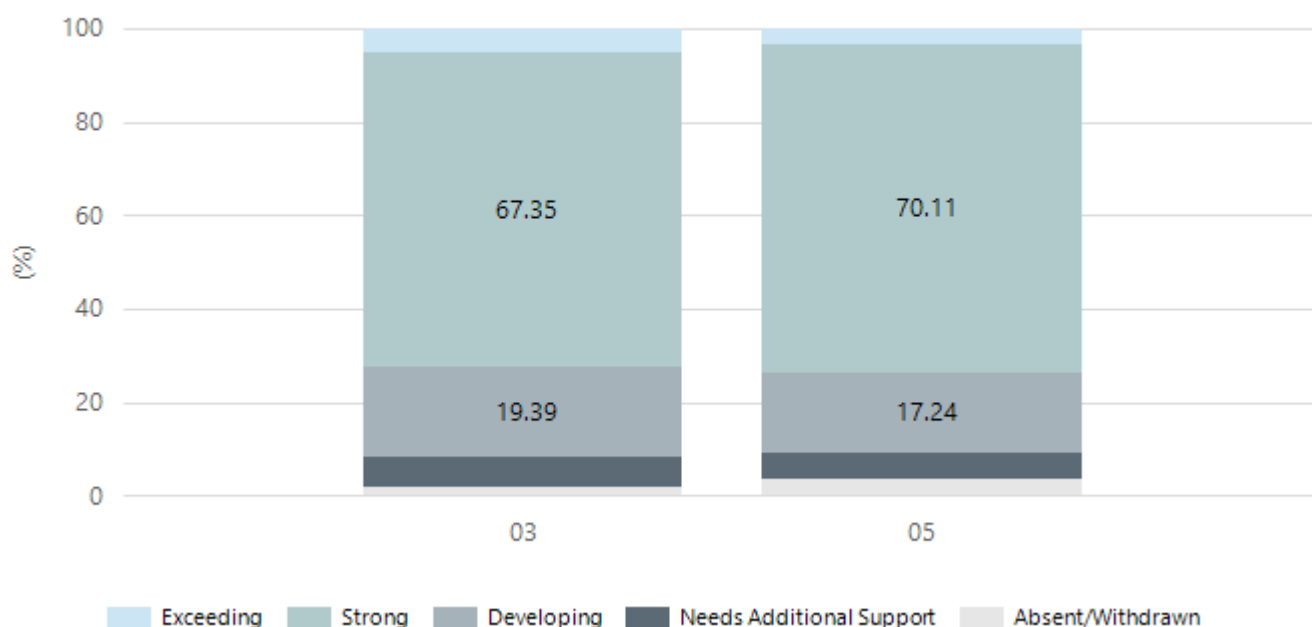
Glenelg Primary School caters for students from R-6. At the time of this report, the enrolment in 2023 is 600. Glenelg Primary School is classified as Category 6 on the Department for Education Index of Educational Disadvantage. At the time of this report, the school population includes 3% Aboriginal students, 2% students with disabilities, 12% students with English as an additional language or dialect (EALD) funded background. Further information about the school is available on the school's website (including its context statement), as well as the My School website.

Performance Summary

NAPLAN Proficiency

In 2023, the Australian Curriculum, Assessment and Reporting Authority (ACARA) - a Commonwealth Independent statutory authority - announced changes to NAPLAN performance reporting. This new way of reporting by ACARA means that NAPLAN results from 2023 will not be comparable to previous years. The new approach replaces the previous numerical NAPLAN bands and the national minimum standard.

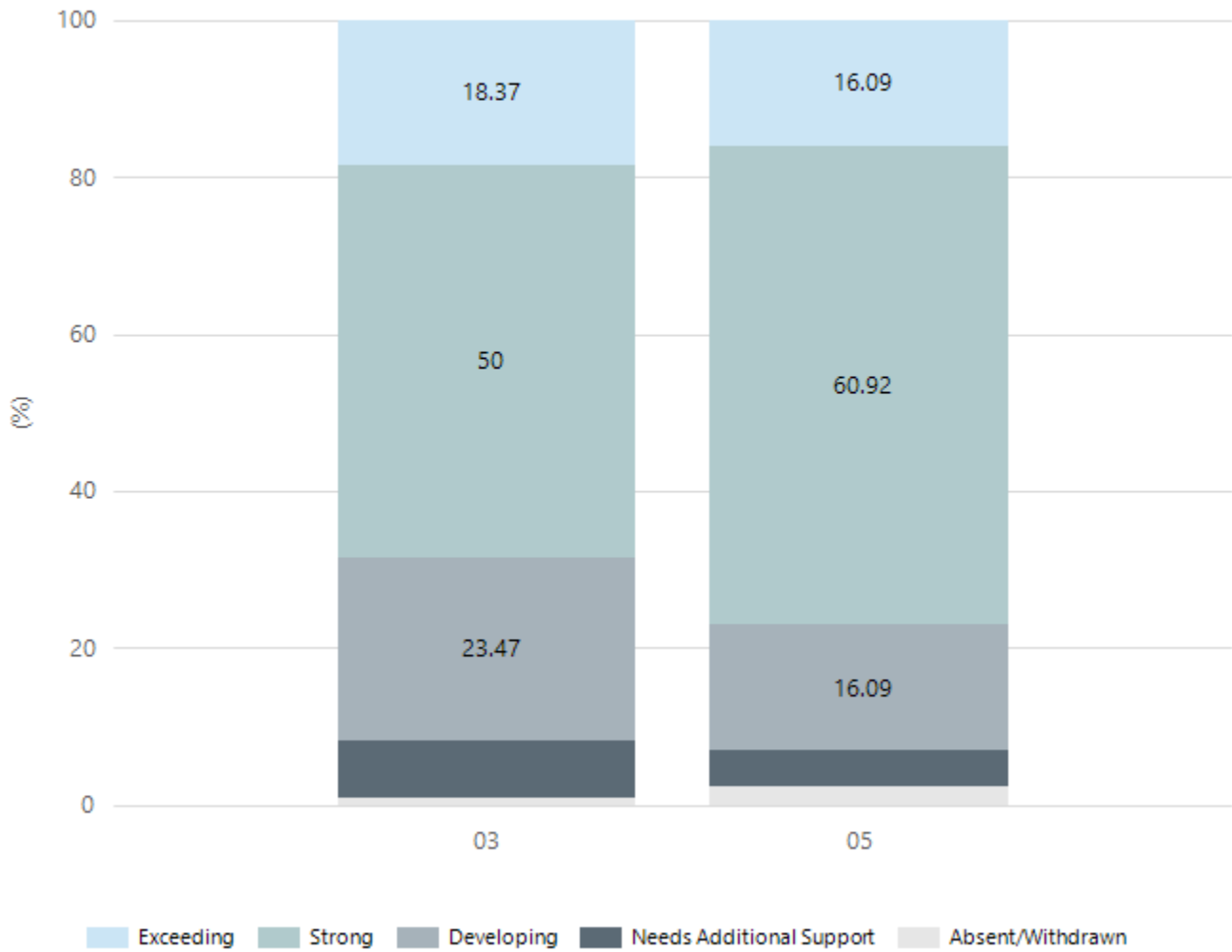
Numeracy



| Year Level | 03 | 05 |
|--------------------------|----|----|
| Exceeding | 5 | 3 |
| Strong | 66 | 61 |
| Developing | 19 | 15 |
| Needs Additional Support | 6 | 5 |
| Absent/Withdrawn | 2 | 3 |
| Total | 98 | 87 |

Data Source: Department for Education Assessment Data Holdings, 2023. When there are less than six students in a cohort, no data is supplied.

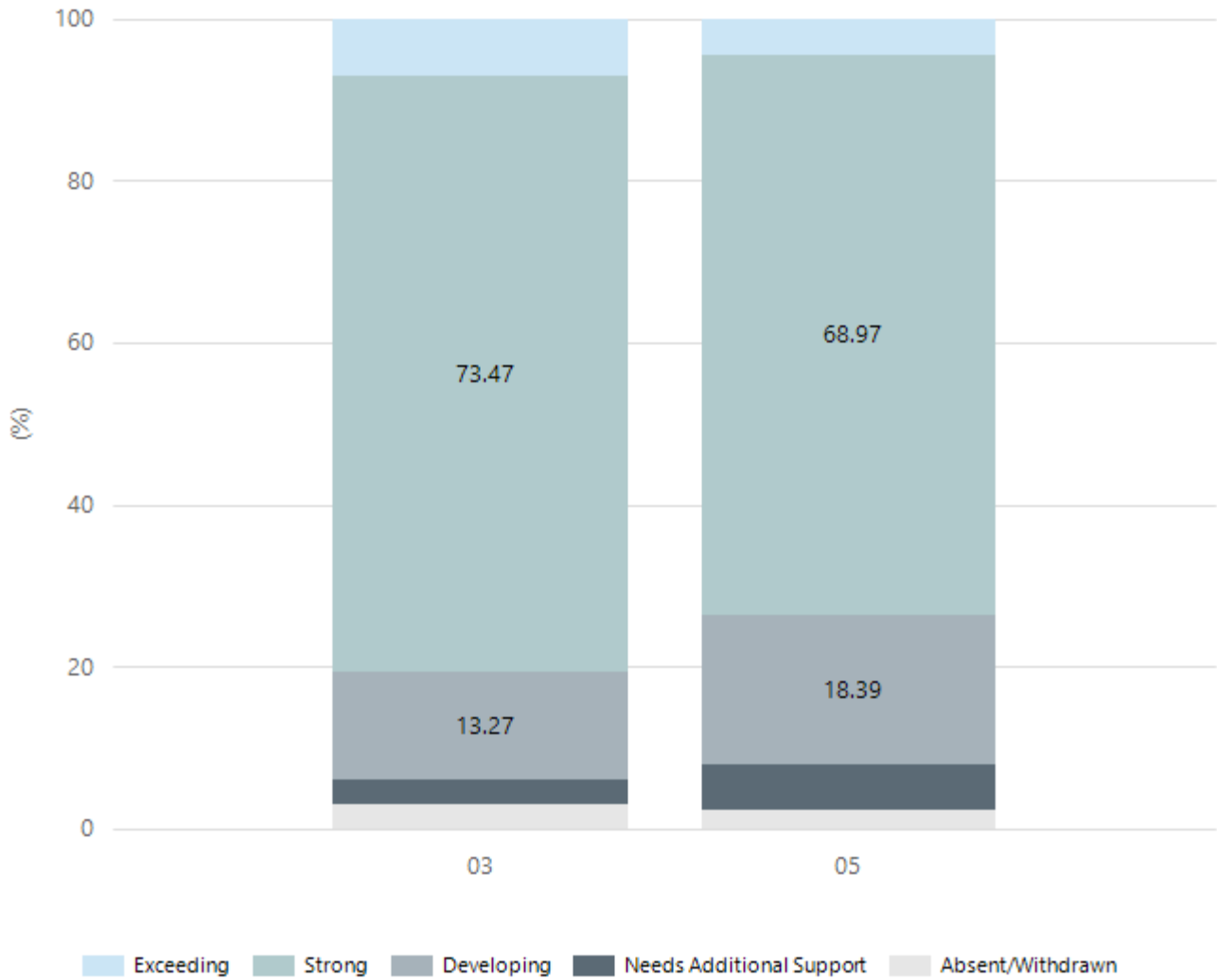
Reading



| Year Level | 03 | 05 |
|--------------------------|----|----|
| Exceeding | 18 | 14 |
| Strong | 49 | 53 |
| Developing | 23 | 14 |
| Needs Additional Support | 7 | 4 |
| Absent/Withdrawn | 1 | 2 |
| Total | 98 | 87 |

Data Source: Department for Education Assessment Data Holdings, 2023. When there are less than six students in a cohort, no data is supplied.

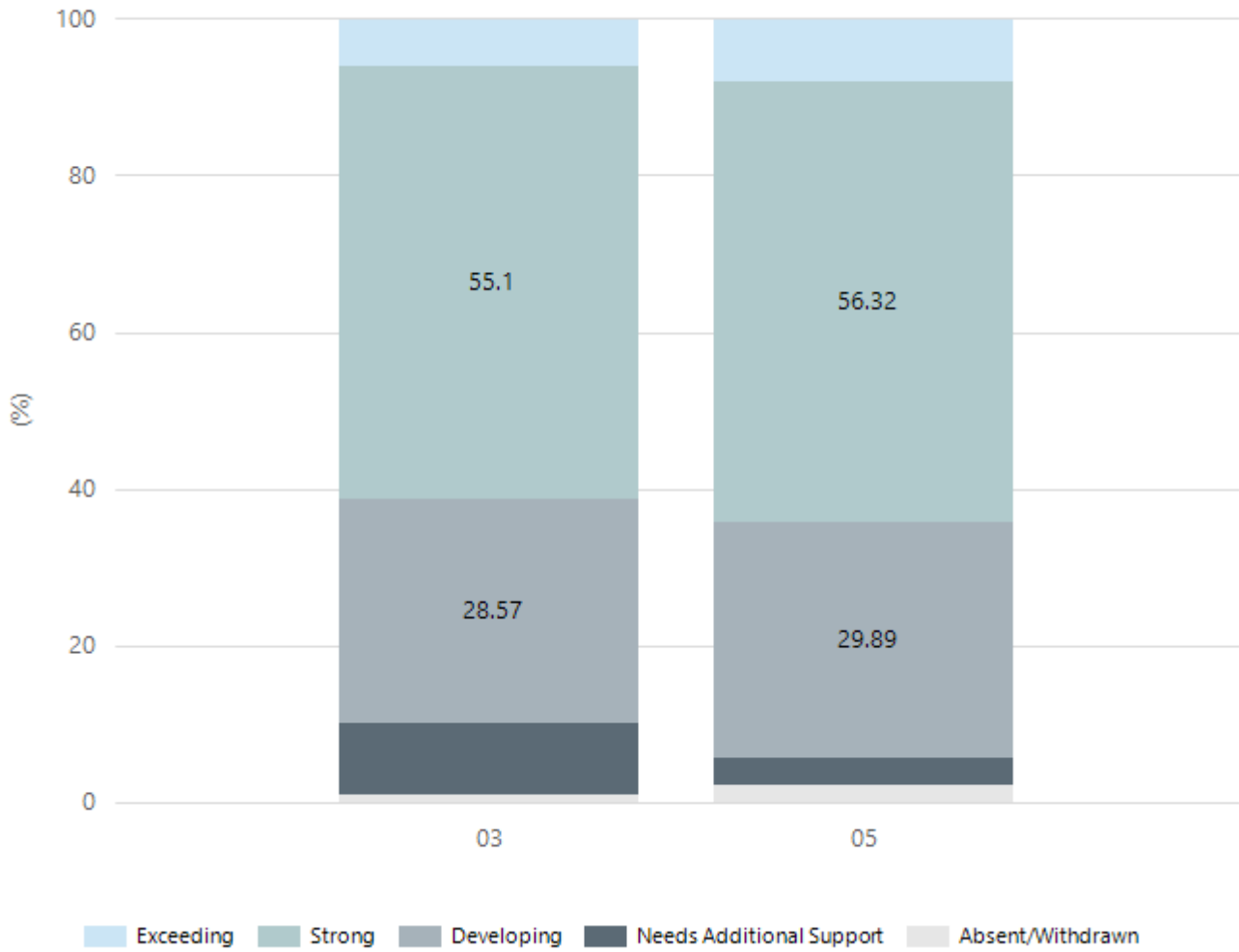
Writing



| Year Level | 03 | 05 |
|--------------------------|----|----|
| Exceeding | 7 | 4 |
| Strong | 72 | 60 |
| Developing | 13 | 16 |
| Needs Additional Support | 3 | 5 |
| Absent/Withdrawn | 3 | 2 |
| Total | 98 | 87 |

Data Source: Department for Education Assessment Data Holdings, 2023. When there are less than six students in a cohort, no data is supplied.

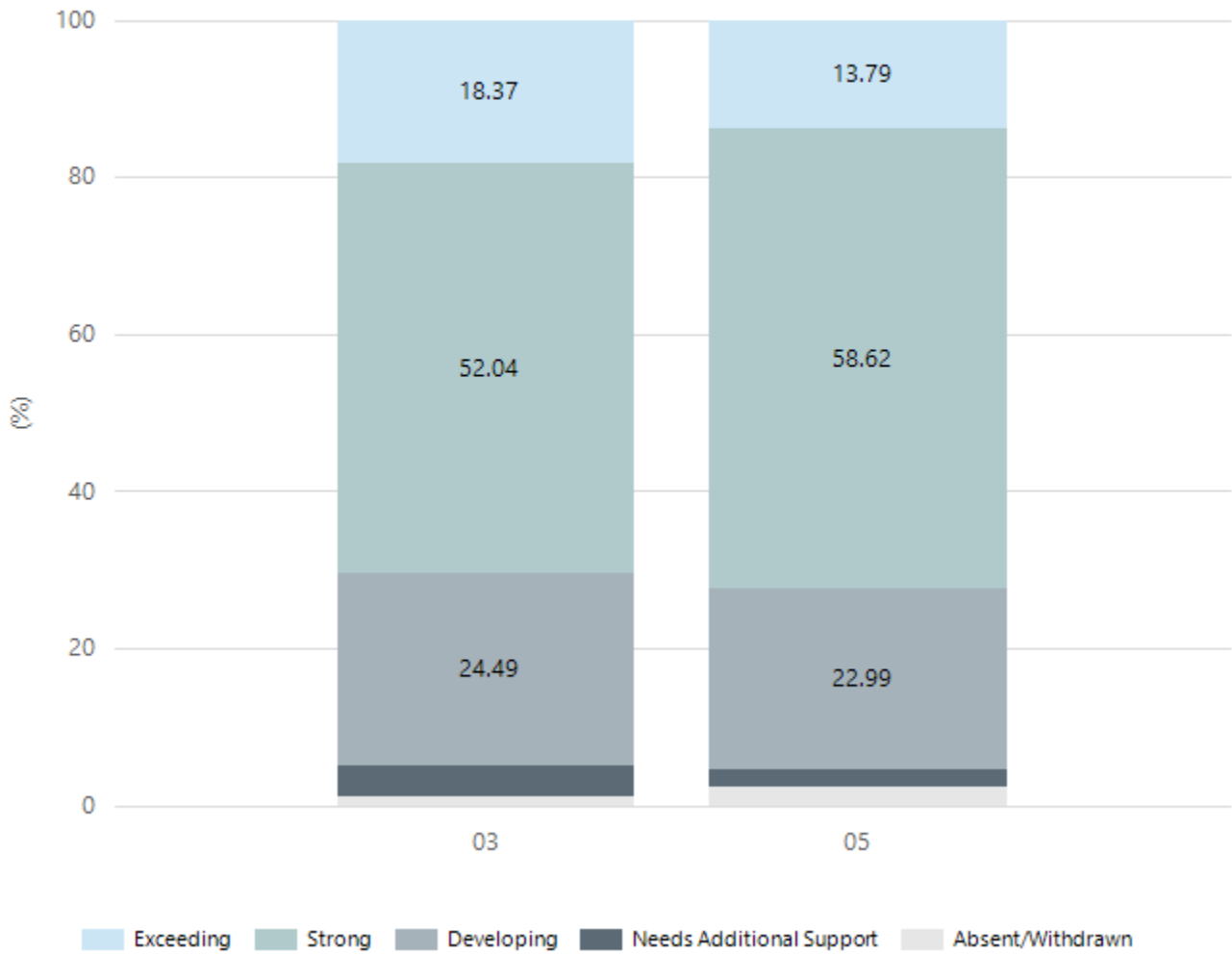
Grammar



| Year Level | 03 | 05 |
|--------------------------|----|----|
| Exceeding | 6 | 7 |
| Strong | 54 | 49 |
| Developing | 28 | 26 |
| Needs Additional Support | 9 | 3 |
| Absent/Withdrawn | 1 | 2 |
| Total | 98 | 87 |

Data Source: Department for Education Assessment Data Holdings, 2023. When there are less than six students in a cohort, no data is supplied.

Spelling



| Year Level | 03 | 05 |
|--------------------------|----|----|
| Exceeding | 18 | 12 |
| Strong | 51 | 51 |
| Developing | 24 | 20 |
| Needs Additional Support | 4 | 2 |
| Absent/Withdrawn | 1 | 2 |
| Total | 98 | 87 |

Data Source: Department for Education Assessment Data Holdings, 2023. When there are less than six students in a cohort, no data is supplied.

School Attendance

| Year Level | 2021 | 2022 | 2023 |
|------------|-------|-------|-------|
| Reception | 95.1% | 88.4% | 92.1% |
| Year 01 | 94.2% | 88.1% | 88.2% |
| Year 02 | 93.4% | 90.6% | 90.0% |
| Year 03 | 94.1% | 89.6% | 89.5% |
| Year 04 | 92.8% | 89.4% | 90.6% |
| Year 05 | 92.7% | 87.8% | 91.1% |
| Year 06 | 92.8% | 87.6% | 89.0% |
| Year 07 | 91.4% | | |
| Total | 93.3% | 88.7% | 90.0% |

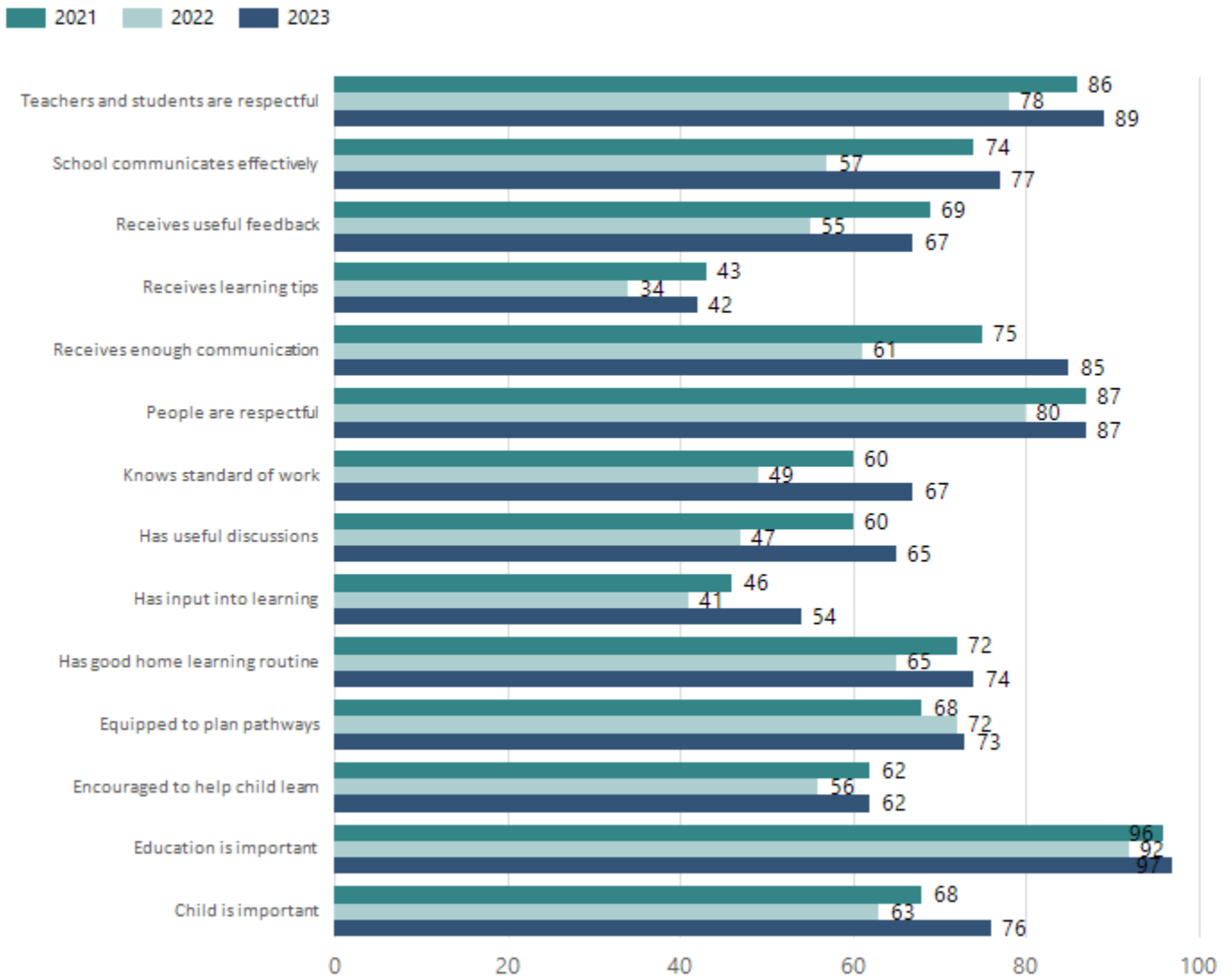
Data Source: Department for Education Attendance Data, Semester 1 Report 2023. A blank cell indicates there were no students enrolled. 'Primary Other' includes students enrolled in specialised education options. 'Secondary Other' includes students who have already spent a year at Year 12 and elected to undertake further study at Year 12.

Attendance Comment

In South Australia, all children and young people must be in school from 6 years to 16 years old. They must attend a government or non-government school full time. From age 16 to 17 however, young people must attend school or an approved learning program (such as an apprenticeship, traineeship, accredited course or university). Schools and parents must encourage and support students to come to school every day. Parents and Caregivers must make sure their child is enrolled in a school, and attends school all day and everyday it is open, unless a child is sick or has an approved exemption. Teachers and leaders actively follow up when a student misses school, including recording all absences and non-attendance. All schools in South Australia have local attendance procedures governed under the Education and Children's Services Regulations 2020.

Parent Opinion Survey Results

Proportion of agree/strongly agree response(%)



Data Source: 2023 Department for Education Parent Opinions Survey, Term 3 2023.

Intended Destination

| Leave Reason | Number | % |
|--|--------|-------|
| NG - ATTENDING NON-GOV SCHOOL IN SA | 1 | 4.0% |
| NS - LEFT SA FOR NSW | 2 | 8.0% |
| OV - LEFT SA FOR OVERSEAS | 6 | 25.0% |
| TG - TRANSFERRED TO SA GOVERNMENT SCHOOL | 11 | 46.0% |
| U - UNKNOWN | 1 | 4.0% |
| VI - LEFT SA FOR VIC | 2 | 8.0% |
| WA - LEFT SA FOR WA | 1 | 4.0% |

Data Source: Department for Education Destination Data Report, 2023. Data extract term 3 2023. Data shows recorded destinations for students that left the school in the previous year. Data is uploaded by schools in term 3 and may not reflect final or total figures at time of report creation.

Highest Qualifications held by the teaching workforce and workforce composition

All teachers at this school are qualified and registered with the SA Teachers Registration Board.

| Qualification Level | Number of Qualifications |
|--------------------------------|--------------------------|
| Bachelor's degrees or Diplomas | 36 |
| Postgraduate Qualifications | 13 |

Data Source: Data extracted from Mandatory Workforce Information Collections as on the last pay date of June 2023. As self-reported by staff in the system.

Please note: Data includes staff who are Actively employed and on extended paid leave. Please note only the highest qualification of the Teaching staff is reported. Excludes any number of other certifications earned.

Workforce composition including indigenous staff

| | Teaching Staff | | Non-Teaching Staff | |
|-----------------------|----------------|----------------|--------------------|----------------|
| | Indigenous | Non-Indigenous | Indigenous | Non-Indigenous |
| Full-Time Equivalents | 0.2 | 41.9 | 0.6 | 11.5 |
| Persons | 1.0 | 48.0 | 1.0 | 17.0 |

Data Source: Data extracted from Mandatory Workforce Information Collection as on the last pay date of June 2023.

Please note: Data includes staff who are actively employed and on extended paid leave. "Indigenous category" is self-reported by staff in the system.

Financial Statement

| Funding Source | Amount |
|----------------------|----------------|
| Grants: State | \$5,800,310.62 |
| Grants: Commonwealth | \$16,300.00 |
| Parent Contributions | \$322,511.01 |
| Fund Raising | \$69,205.29 |
| Other | \$136,459.85 |

Data Source: School supplied data.

Governing Council Report 2023

Dear Glenelg Primary School Community,

I extend my heartfelt gratitude to each and every member of our Glenelg Primary School community, including students, caregivers, and staff, for your unwavering support and active involvement throughout 2023.

As a representative of the Governing Council, I am immensely appreciative of the dedication and resilience displayed by our staff in their tireless efforts to support and educate our children.

Over the course of 2023, the Governing Council convened regularly, focusing on advancing Glenelg Primary's presence within the community and overseeing essential aspects of the school such as OSHC, the Canteen, Parents and Friends initiatives, and After School Sports programs.

The past year has been marked by numerous achievements, and one of the biggest highlights was the successful Glenelg Primary Fete that took place, thanks to the hard work and commitment of the Parents and Friends Committee.

During the year we were able to welcome new families into Glenelg Primary for our Playgroup Sessions. Eager families were waiting to play in our new space, located in the Diagonal Road building. Children were able to enjoy a wide range of activities including painting, playdough, cars, dinosaurs, the dollhouse and outside play on the mound area.

The Year 6 graduation ceremony was another highlight, showcasing our students' accomplishments in an elegant affair under the COLA, followed by a delightful dinner provided by our dedicated P&F volunteers, culminating in a lively disco in the hall. It was truly a memorable evening, accentuated by the presence of both immediate and extended family members.

Once again, the end-of-year Massaoke concert witnessed remarkable attendance, providing a memorable experience for families and friends within our school grounds.

Reflecting on the past year, it is evident that the wealth of talent and commitment among the staff, Governing Council members, students, and broader school community continues to be an invaluable asset. With optimism and anticipation, I eagerly look forward to embracing the challenges and opportunities that 2024 may bring.

Warm regards,

Andre Small
Governing Council Chairperson